

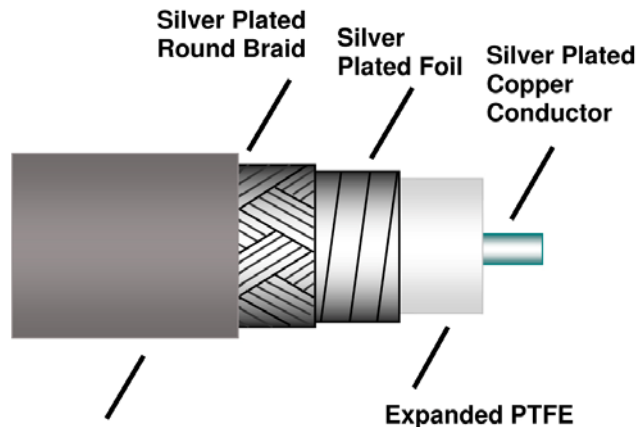
## S Series S801/218

### Electrical Properties (Cable Only)

Impedance (ohms)	50
Velocity of Propagation (%)	85%
Min. Shielding Effectiveness (dB)	100
Phase vs. Flexure	Figure 3
Phase vs. Temperature	Figure 4
Min. Breakdown Voltage (KV)	15
Capacitance (pf/ft)	24
Inductance (nH/ft)	60
Max Operating Freq (GHz)	18.0
Max Structural VSWR	1.25:1

### Physical Properties (Cable Only)

Maximum Temperature (deg C)	-65 / +200
Recommended Temperature (deg C)	-65 / +165
Outdoor Jacket Option (in)	0.332
High Temp. Jacket Option (in)	0.294
Round Braid O.D. (in)	0.270
Helical Foil O.D. (in)	0.247
Dielectric O.D. (in)	0.240
Solid Center Conductor (in)	0.089
Inside Min. Bend Radius (in)	1.5
Flexure Life (3x min bend radius)	>1,000
Connector Retention (lbs)	>TBD
Axial Torque Resistance (lb-in)	>TBD
Weight (lbs/ft)	0.088
Crush Resistance (lbs/in)	>TBD
Kink Resistance (lbs)	>TBD



### Jacket Options:

- High Temp, ETFE (-65C / +165C)
- Outdoor, Polyurethane (-65C / +85C)

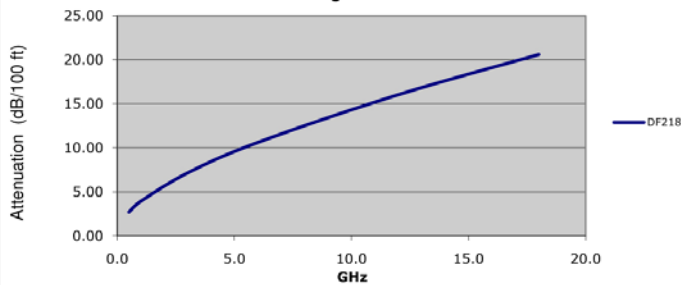
### Attenuation (dB/100ft) @ 25 deg C

Frequency (GHz)	dB/100 ft	K Watts
0.5	3.16	7.90
1.0	4.50	5.47
3.0	7.92	3.00
6.0	11.38	2.02
12.0	16.44	1.33
18.0	20.47	1.04
K1	4.40	
K2	0.10	

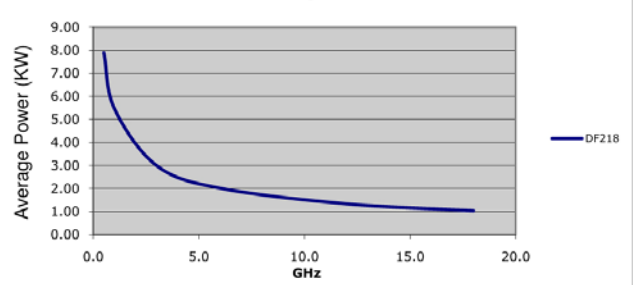
(200 Series cable series are constructed in accordance with MIL-DTL-17)

- Center Conductor:** Silver Plated Copper per ASTM B298
- Dielectric:** Type F per ASTM D4894 or D4895, Semisolid PTFE (proprietary)
- Primary Shield:** Silver Plated copper per ASTM B298
- Secondary Shield:** Silver Plated Copper per ASTM B298
- High Temp Jacket:** Type X per ASTM D3159, ETFE [Flame Resistance & Smoke = UL94 V-0]
- Outdoor Jacket:** Type XII Polyurethane (optional) [Zero Halogen, Flame Resistance & Smoke = UL94 V-0]

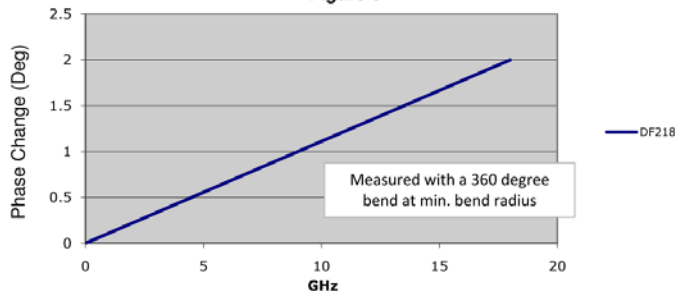
**Attenuation**  
Figure 1



**Power Handling**  
Figure 2



**Phase vs. Flexure**  
Figure 3



**Phase vs. Temperature**  
Figure 4

