

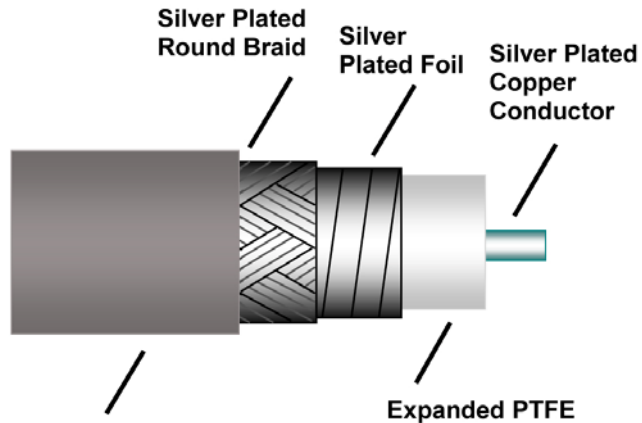
S Series S301-226

Electrical Properties (Cable Only)

Impedance (ohms)	50
Velocity of Propagation (%)	85%
Min. Shielding Effectiveness (dB)	100
Phase vs. Flexure	Figure 3
Phase vs. Temperature	Figure 4
Min. Breakdown Voltage (KV)	11
Capacitance (pF/ft)	24
Inductance (nH/ft)	61
Max Operating Freq (GHz)	26.5
Max Structural VSWR	1.25:1

Physical Properties (Cable Only)

Maximum Temperature (deg C)	-65 / +200
Recommended Temperature (deg C)	-65 / +165
Outdoor Jacket Option (in)	0.263
High Temp. Jacket Option (in)	0.233
Round Braid O.D. (in)	0.214
Helical Foil O.D. (in)	0.172
Dielectric O.D. (in)	0.170
Solid Center Conductor (in)	0.063
Inside Min. Bend Radius (in)	1.2
Flexure Life (3x min bend radius)	>1,000
Connector Retention (lbs)	>TBD
Axial Torque Resistance (lb-in)	>TBD
Weight (lbs/ft)	0.048
Crush Resistance (lbs/in)	>TBD
Kink Resistance (lbs)	>TBD



Jacket Options:

- High Temp, ETFE (-65C / +165C)
- Outdoor, Polyurethane (-65C / +85C)

Attenuation (dB/100ft) @ 25 deg C

Frequency (GHz)	dB/100 ft	K Watts
0.5	4.60	4.33
1.0	6.60	2.55
3.0	11.81	1.68
6.0	17.23	1.14
12.0	25.42	0.77
18.0	32.13	0.52
26.0	39.92	0.48
K1	6.30	
K2	0.30	

(200 Series cable series are constructed in accordance with MIL-DTL-17)

Center Conductor: Silver Plated Copper per ASTM B298

Dielectric: Type F per ASTM D4894 or D4895, Semisolid PTFE (proprietary)

Primary Shield: Silver Plated copper per ASTM B298

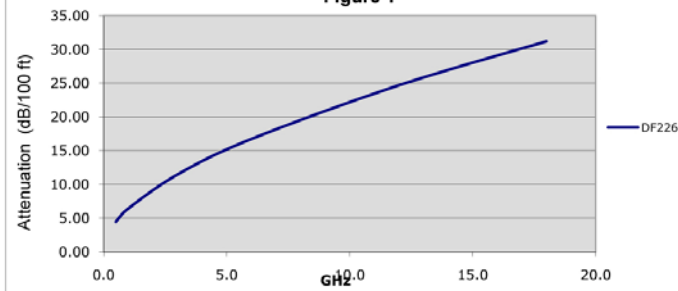
Secondary Shield: Silver Plated Copper per ASTM B298

High Temp Jacket: Type X per ASTM D3159, ETFE [Flame Resistance & Smoke = UL94 V-0]

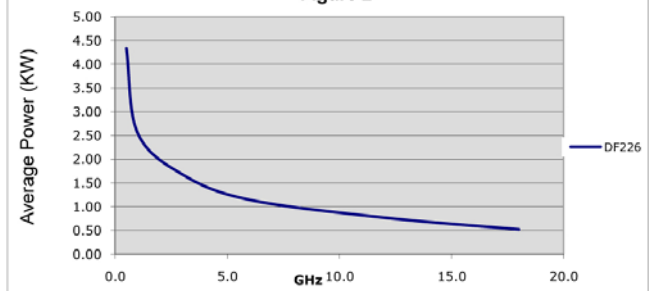
Outdoor Jacket: Type XII Polyurethane (optional)

[Zero Halogen, Flame Resistance & Smoke = UL94 V-0]

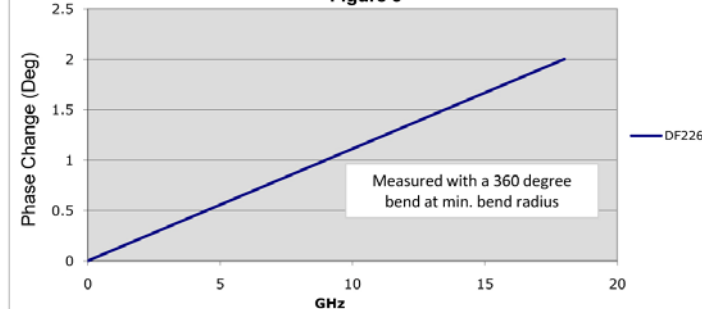
Attenuation
Figure 1



Power Handling
Figure 2



Phase vs. Flexure
Figure 3



Phase vs. Temperature
Figure 4

