




RF COAXIAL CABLE LIST

Flexible Cable Dimensions						
Cable code	Cable type	Center conductor DIA.(mm)	Dielectric DIA.(mm)	Out conductor DIA. (mm)	Jacket DIA.(mm)	Impedence
2	RG-178B/U	0.30	0.86	1.37	2.02	50
	RG-196A/U	0.30	0.86	1.37	2.02	50
3	RG-174/U	0.48	1.52	2.23	2.79	50
	RG-179B/U	0.30	1.60	2.13	2.54	75
	RG-187A/U	0.51	1.52	2.13	2.79	75
	RG-188A/U	0.51	1.52	2.06	2.49	50
	RG-316/U	0.51	1.52	2.06	2.49	50
3A	RG-179DS	0.30	1.60	2.62(DB)	3.05	75
	RG-316DS	0.51	1.52	2.54(DB)	3.05	50
4	RG-180B/U	0.30	2.59	3.15	3.58	95
	RG-195A/U	0.30	2.59	3.15	3.58	95
5	RG-58C/U	0.95	2.95	3.81	4.95	50
	RG-141A/U	0.99	2.95	3.71	4.83	50
	RG-303/U	0.99	2.95	3.71	4.83	50
5A	RG-55/U	0.89	2.95	4.47(DB)	5.38	50
	RG-142B/U	0.94	2.95	4.34(DB)	4.95	50
	RG-223/U	0.99	2.95	4.47(DB)	5.38	50
	RG-400/U	0.97	2.95	4.34(DB)	4.95	50
6	RG-59B/U	0.57	3.71	4.85	6.15	75
	RG-140/U	0.65	3.71	4.47	6.15	75
7	RG-165/U	2.39	7.24	8.64	10.41	50
	RG-213/U	2.26	7.24	8.64	10.29	50
8	RG-214/U	2.26	7.24	9.14	10.79DB	50
9	RG-119/U	2.59	8.43	10.52	11.81DB	50
10	RG-217/U	2.69	9.40	11.76	15.62DB	50

(DB=2XBraid)

RF COAXIAL CABLE LIST

Semi-Rigid Cable Dimensions					
Cable code	Cable type	Center conductor DIA.(mm)	Dielectric DIA.(mm)	Out conductor DIA. (mm)	Impedence
B2	RG-405/U	0.51	1.67	2.18	50
B3	RG-402/U	0.91	2.98	3.58	50

Comfortable Cable Dimensions					
Cable code	Cable type	Center conductor DIA.(mm)	Dielectric DIA.(mm)	Out conductor DIA. (mm)	Impedence
B2	RG-405/U	0.51	1.67	2.18	50
B3	RG-402/U	0.91	2.98	3.58	50